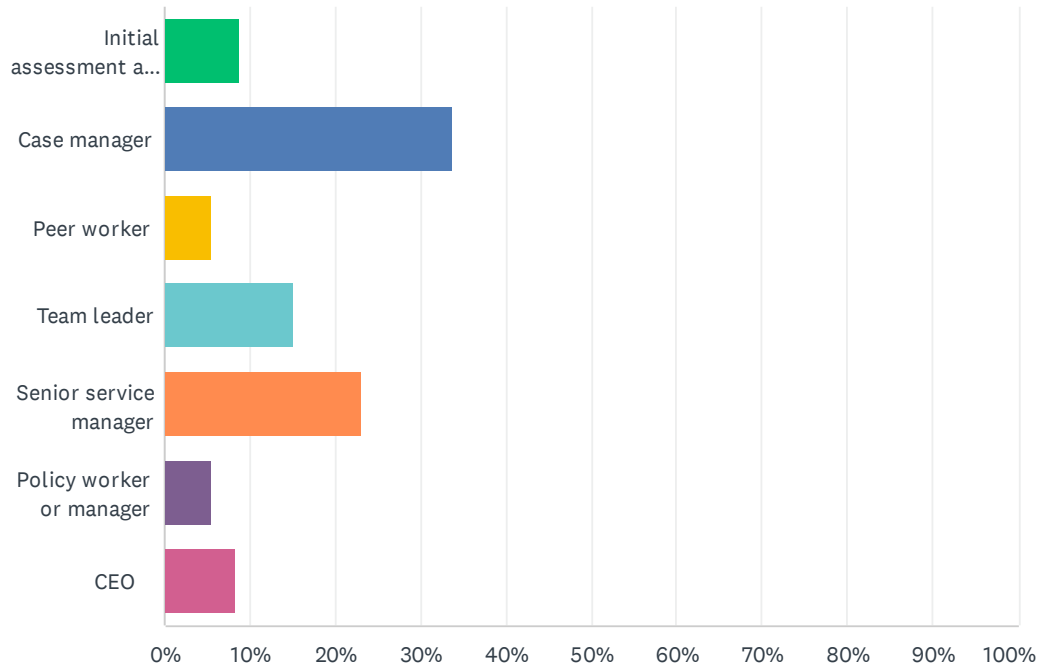


## Q1 Role and experience What is your current role in the homelessness sector?

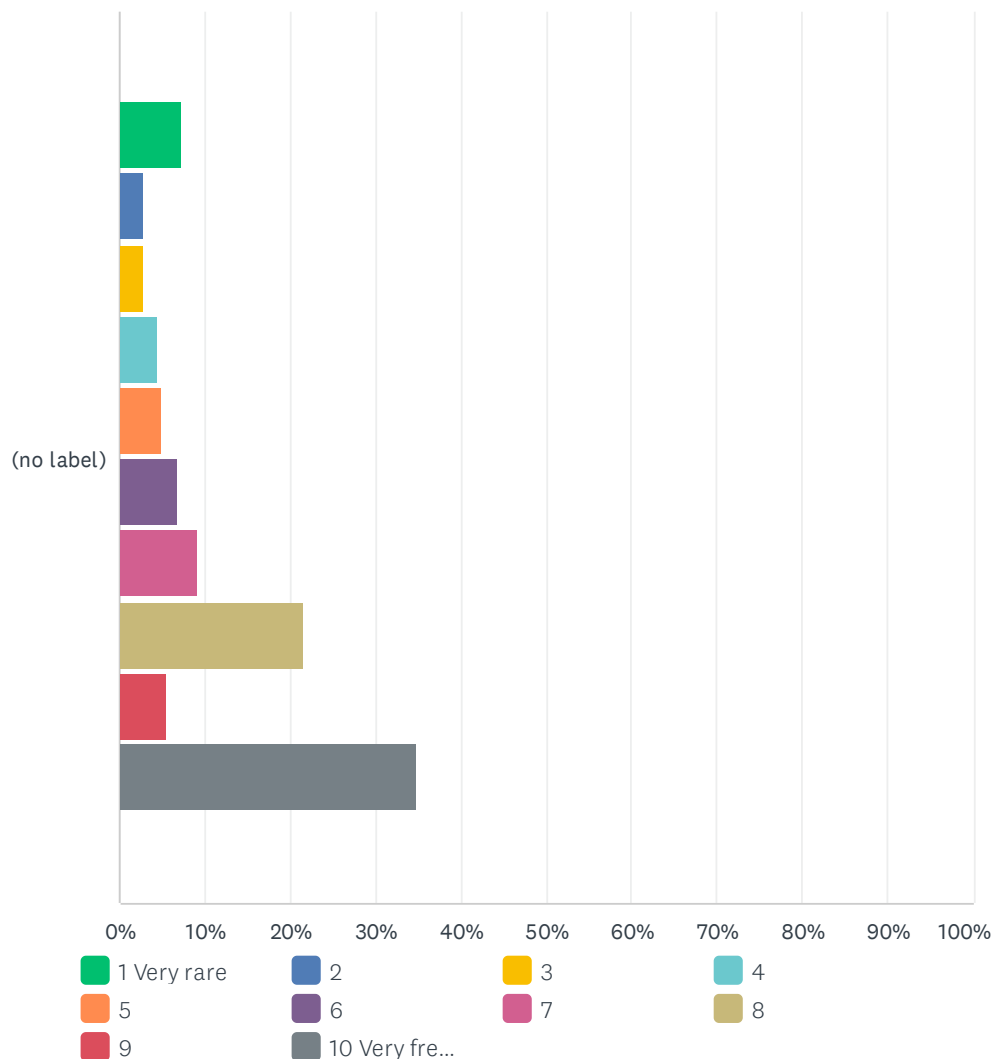
Answered: 252 Skipped: 2



ANSWER CHOICES	RESPONSES	
Initial assessment and planning	8.73%	22
Case manager	33.73%	85
Peer worker	5.56%	14
Team leader	15.08%	38
Senior service manager	23.02%	58
Policy worker or manager	5.56%	14
CEO	8.33%	21
<b>TOTAL</b>		<b>252</b>

## Q2 Incidence of turning away individuals On a scale of 1 to 10 (1 being very rare and 10 being very frequent), how often have you had to turn away individuals seeking help due to the housing crisis?

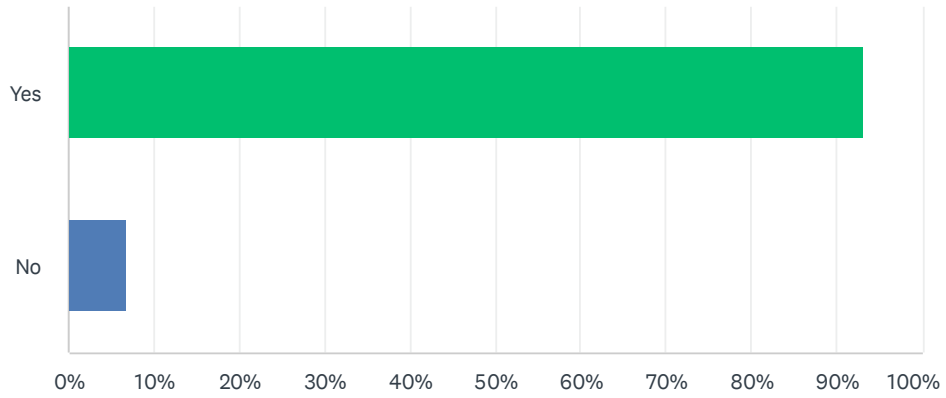
Answered: 250 Skipped: 4



	1 VERY RARE	2	3	4	5	6	7	8	9	10 VERY FREQUENT	TOTAL	WEIGHTED AVERAGE
(no label)	7.20% 18	2.80% 7	2.80% 7	4.40% 11	4.80% 12	6.80% 17	9.20% 23	21.60% 54	5.60% 14	34.80% 87	250	7.39

### Q3 Incidence of turning away individuals Has this problem worsened in the last year?

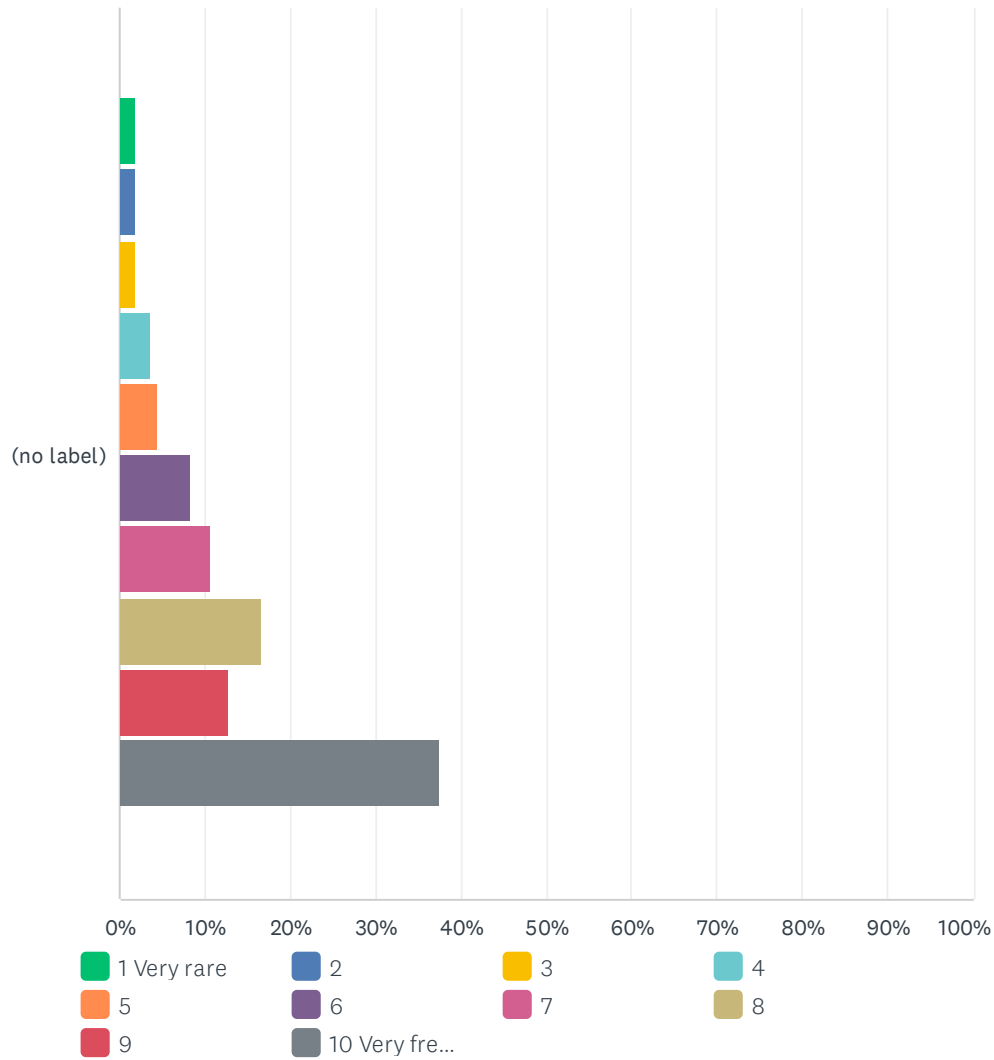
Answered: 252 Skipped: 2



ANSWER CHOICES	RESPONSES	
Yes	93.25%	235
No	6.75%	17
TOTAL		252

Q4 Incidence of restricting support On a scale of 1 to 10 (1 being very rare and 10 being very frequent), how often have you had to provide less support than is needed to clients because of demand pressures?

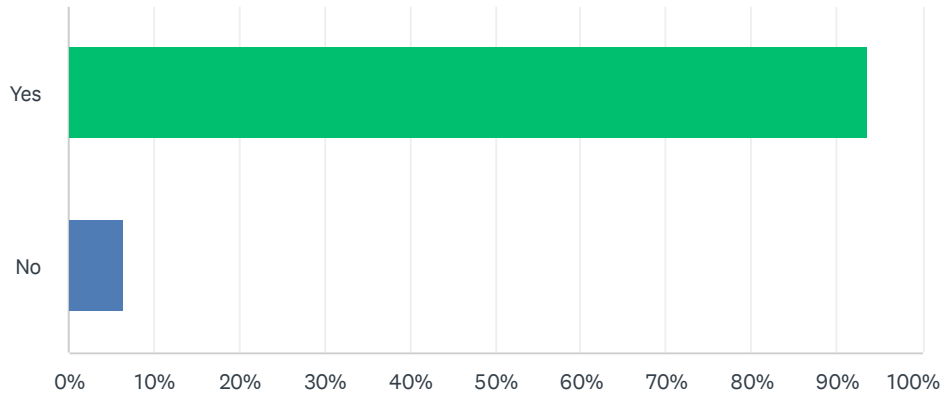
Answered: 251 Skipped: 3



	1 VERY RARE	2	3	4	5	6	7	8	9	10 VERY FREQUENT	TOTAL	WEIGHTED AVERAGE
(no label)	1.99% 5	1.99% 5	1.99% 5	3.59% 9	4.38% 11	8.37% 21	10.76% 27	16.73% 42	12.75% 32	37.45% 94	251	7.

## Q5 Incidence of restricting support Has this problem worsened in the last year?

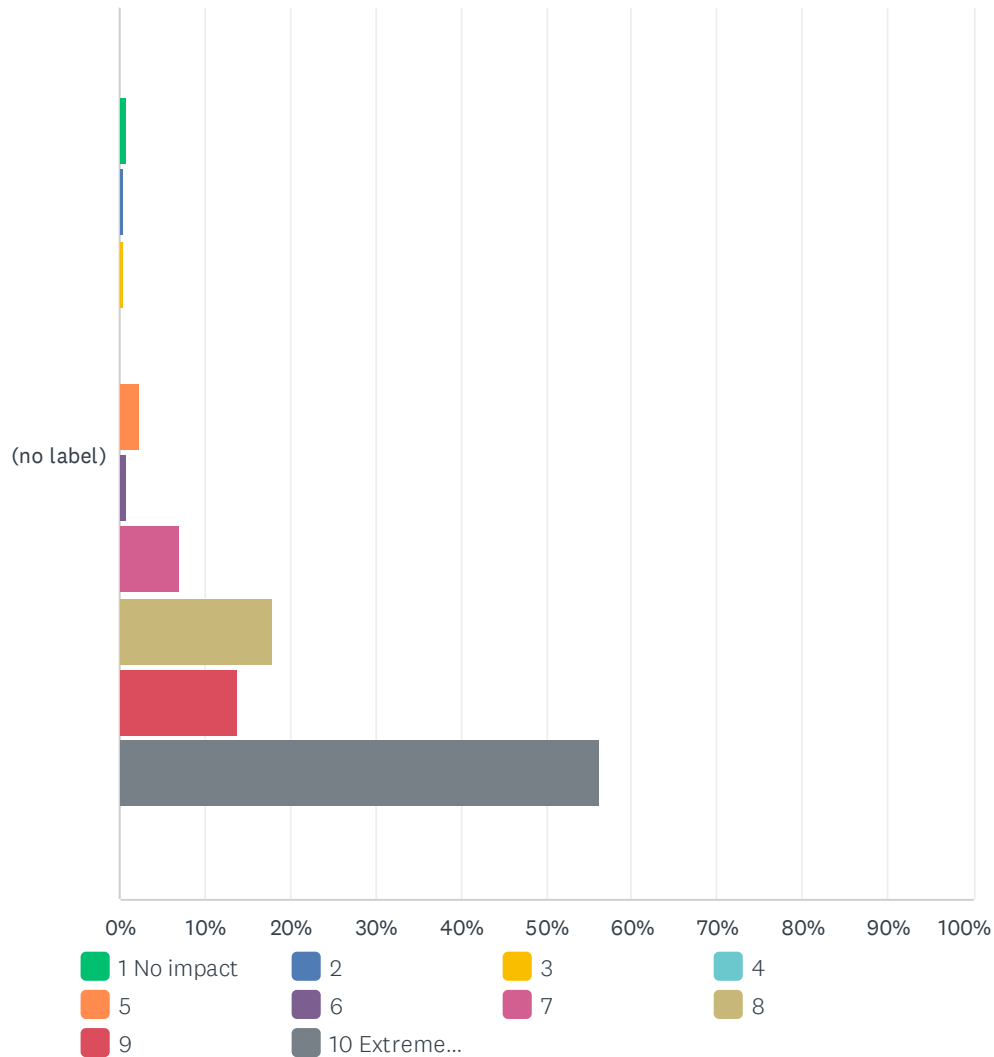
Answered: 251 Skipped: 3



ANSWER CHOICES	RESPONSES	
Yes	93.63%	235
No	6.37%	16
TOTAL		251

Q6 Emotional impact On a scale of 1 to 10 (1 being no impact and 10 being extremely high impact), how would you rate the emotional toll of having to turn people away or provide less support than is needed?

Answered: 252 Skipped: 2



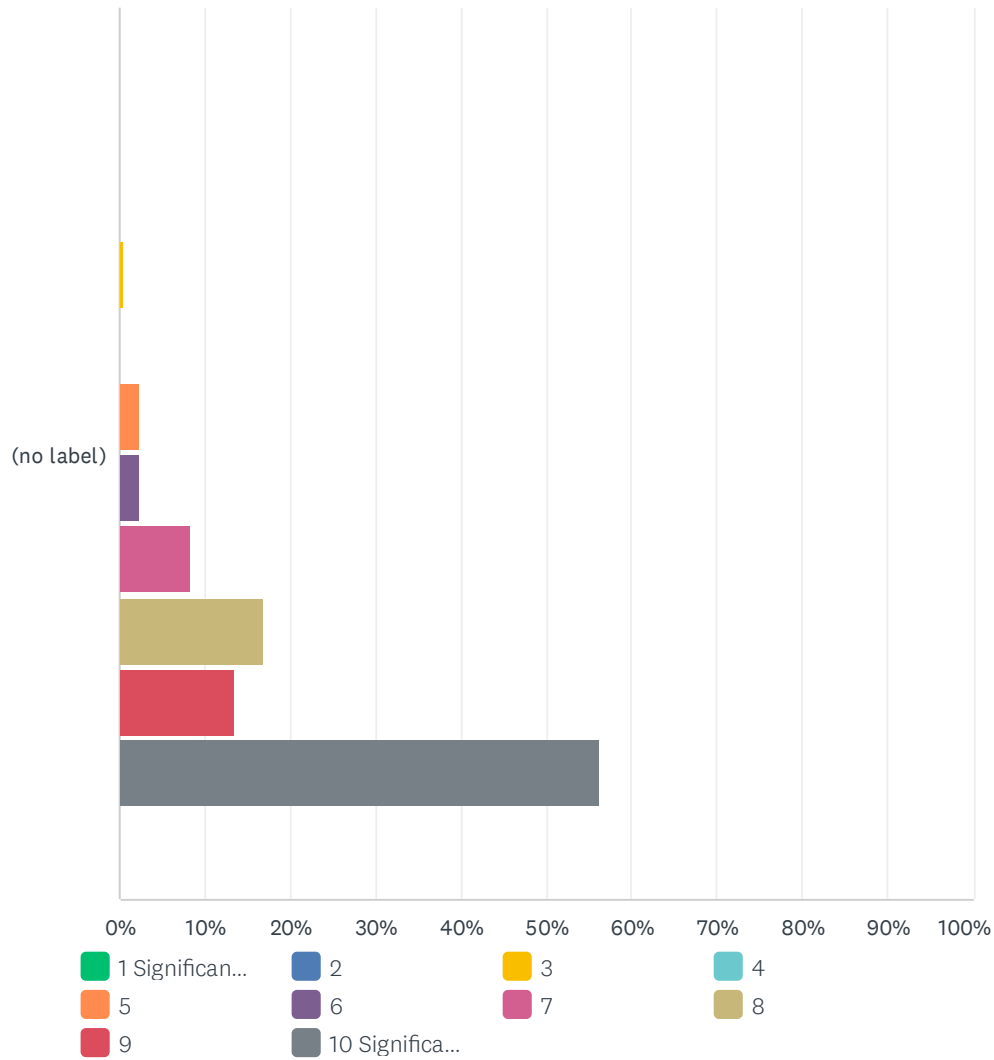
	1 NO IMPACT	2	3	4	5	6	7	8	9	10 EXTREMELY HIGH IMPACT	TOTAL	WEIGH AVERA
(no label)	0.79% 2	0.40% 1	0.40% 1	0.00% 0	2.38% 6	0.79% 2	7.14% 18	17.86% 45	13.89% 35	56.35% 142	252	

**Q7 Resource Scarcity** How has the housing crisis affected access to the resources and support provided at your organisation? Please provide an open response.

Answered: 218 Skipped: 36

## Q8 Workload changes On a scale of 1 to 10 (1 being significantly decreased and 10 being significantly increased), how has your workload changed as a result of the housing crisis?

Answered: 254 Skipped: 0



	1 SIGNIFICANTLY DECREASED	2	3	4	5	6	7	8	9	10 SIGNIFICANTLY INCREASED	TOTAL
(no label)	0.00%	0.00%	0.39%	0.00%	2.36%	2.36%	8.27%	16.93%	13.39%	56.30%	254
	0	0	1	0	6	6	21	43	34	143	

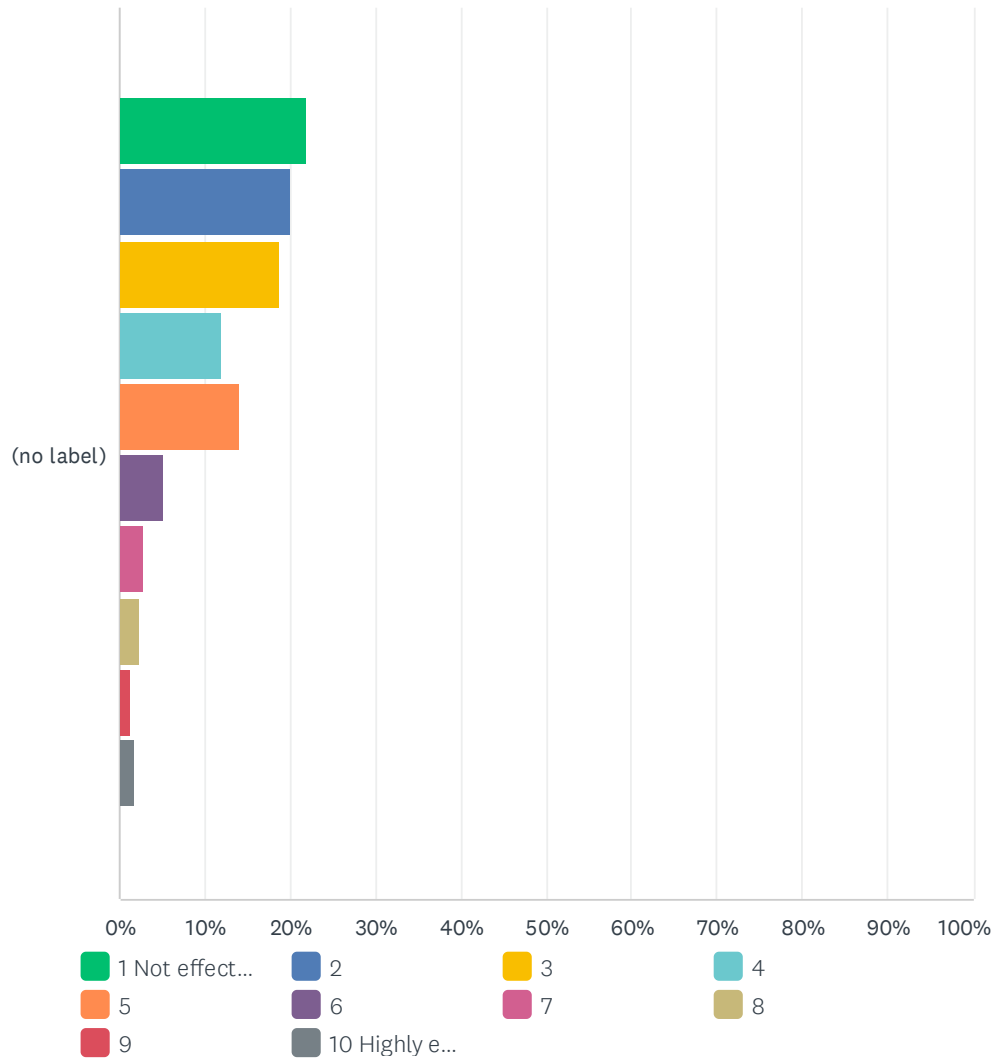


**Q9 Client impact** In your experience, how has the housing crisis impacted the well-being of the individuals you assist? Please provide an open response.

Answered: 226 Skipped: 28

Q10 Policy effectiveness On a scale of 1 to 10 (1 being not effective at all and 10 being highly effective), how would you rate government's current policies and measures to address homelessness amid the housing crisis?

Answered: 250 Skipped: 4



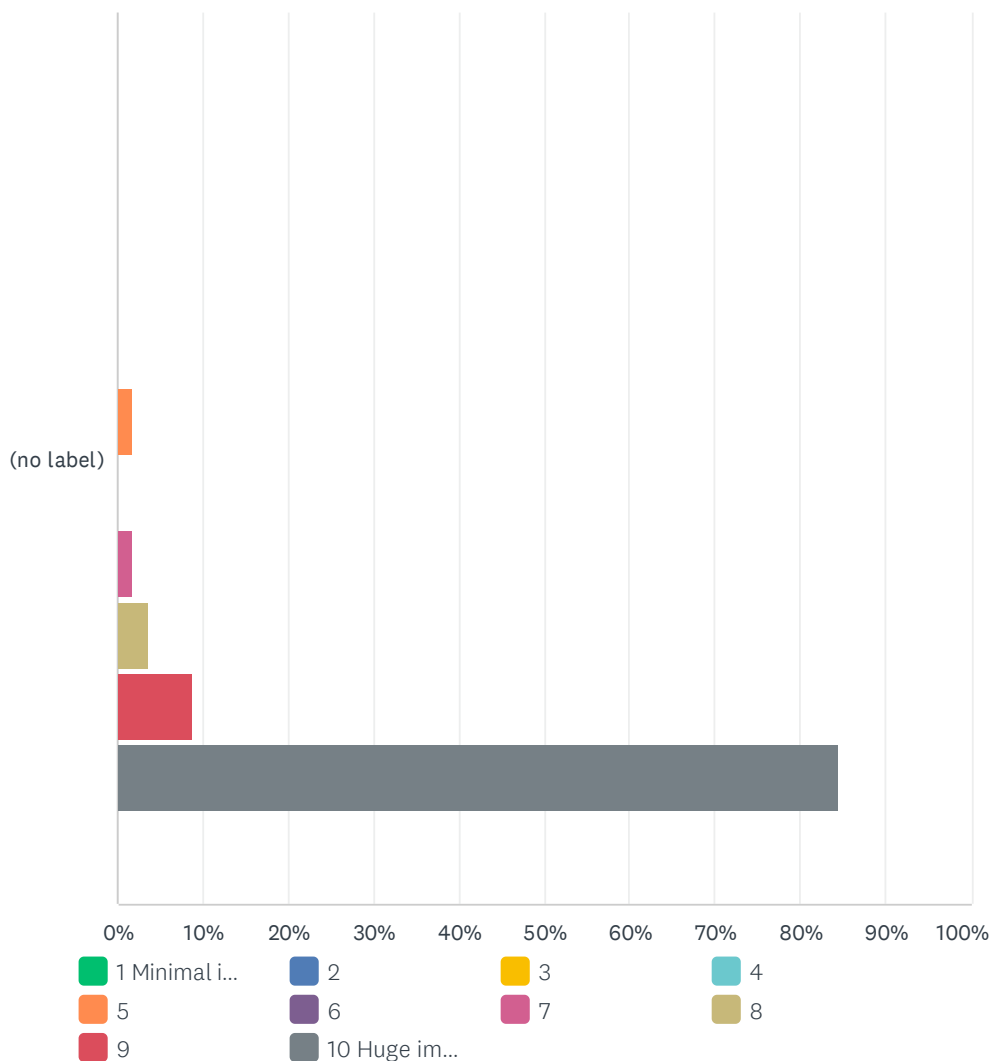
	1 NOT EFFECTIVE AT ALL	2	3	4	5	6	7	8	9	10 HIGHLY EFFECTIVE	TOTAL	W A
(no label)	22.00% 55	20.00% 50	18.80% 47	12.00% 30	14.00% 35	5.20% 13	2.80% 7	2.40% 6	1.20% 3	1.60% 4	250	

**Q11 Resource Allocation** If additional resources were available, where do you think they should be allocated to best assist those impacted by the housing crisis? Please provide an open response.

Answered: 223 Skipped: 31

**Q12 Funding cuts**The Commonwealth Government has recently declined to guarantee more than \$70 million in funding from July 2024, creating a risk of cuts to staffing and resources in the homelessness sector. If these cuts proceed what impact do you think this will have on service capacity on a scale of 1 to 10 (1 being minimal impact and 10 being huge impact)?

Answered: 250 Skipped: 4



	1 MINIMAL IMPACT	2	3	4	5	6	7	8	9	10 HUGE IMPACT	TOTAL	WEIGHTED AVERAGE
(no label)	0.00%	0.00%	0.00%	0.00%	1.60%	0.00%	1.60%	3.60%	8.80%	84.40%	250	9.71
	0	0	0	0	4	0	4	9	22	211		

**Q13 Additional observations** Are there any other observations or insights you would like to share about your experience working in the homelessness sector during the housing crisis?

Answered: 168 Skipped: 86

**Q14** This survey is confidential, but if you want to hear more about the campaign for more funding include your email here.

Answered: 60 Skipped: 194